



How the Virtual Club Works

Directors

The virtual club games will be directed by LBC directors, with **Bruce Moor** leading the team. If you need to contact a director before the game begins, send a chat to **vacb272120**.

How to Find Us

★ **PLEASE NOTE: For those new to Bridge Base Online (BBO), step by step instructions will follow.**

For those of you who are already playing on BBO, you will find us in the featured area **Virtual Clubs > North America** or on the BBO landing page, or through **Competitive > ACBL Virtual Clubs**. Our game listing will appear there 2 hours before game start time. **Please read the directions on page 3 to be sure we have your User Name in our system.**

★ **If you are not already a BBO user**, there is still time to get set up. The ACBL website has links and video tutorials on how to set up a BBO account. Also, the LBC website provides instructions and links to tutorials that will guide your way. Please do that a day or two in advance of the **LBC Virtual Game** that you would like to play in. The process is fairly straightforward, but it does take some time to go through and get familiar with the BBO websites.

How to Pay for a Game

★ **Instructions will follow.**

You will also need to buy some BB\$ (one BB dollar is one US dollar) in advance, so that the game fee can be charged to your account.

How to Obtain Game Results

Results, masterpoint awards and hand records will be available on [ACBL Live](#) about 60 minutes after the end of the game. Results can also be seen in the **History function** on BBO.

If you have difficulty with getting set up or would like help to get familiar with BBO please contact londonbridgecentre@rogers.com and we will arrange for an experienced BBO player to assist you.

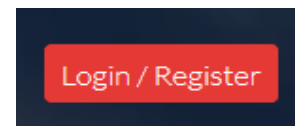


Start-up Procedure for Virtual Games at LBC

Step 1: Obtain a BBO User Name

(If you already have BBO user name, skip to step 2.)

- Go to [Bridge Base Online](#)
- Click on Register
- Complete the information to become a member. It's free. At this point you create your **User Name** and **Password**. **Save this information.** It is required later.



User name Max 10 characters 0-10	Required	Real name
Password Max 10 characters 0-10	Required	ACBL Number
Confirm password Max 10 characters 0-10	Required	Other
E-mail address	Required	

Step 2: Register BBO User Name for LBC

- Click [here](#) to complete a form that provides us with your **BBO User name**. Be sure to click SUBMIT.

Join LBC Virtual Online Games

Name

Email

BBO USERID

Add a message

If you are an experienced BBO player and would be willing to assist newer players who need BBO help, please also indicate that in the message area.

- When this step is completed, you will receive a **confirmation email** from LBC.

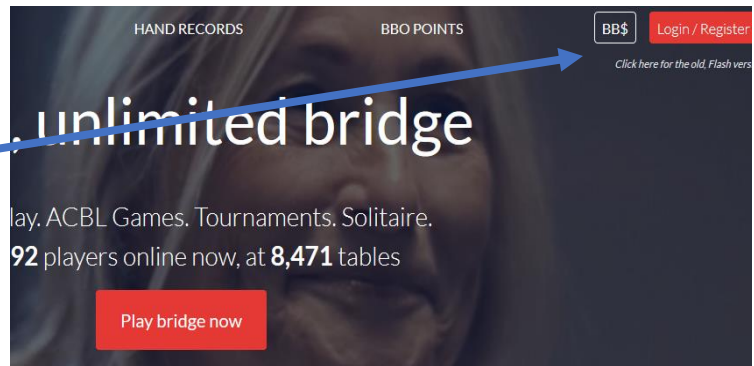
NOTE: Please be sure to include your BBO User name, so we can recognize you online when you register for our games! This information allows us to confirm that your BBO user name is on BBO's ACBL-generated list of LBC players eligible for admission to the virtual club. We will use the information to set up a mailing list for those who are interested in participating in these virtual games. This form is also available on the **LBC** website home page.



Start-up Procedure for Virtual Games at LBC (cont'd)

Step 3: Purchase BBO \$ (in order to Play in Club Games)

- Go to [Bridge Base Online](#).
- At the top left of the screen, click on BB\$



NOTE

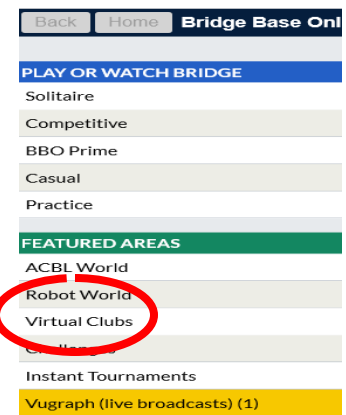
To buy money directly on **BBO** website, you will need to use a **credit card** or **Paypal**. It is also possible to buy BB\$ through **Google Play** and other online apps, but some of them charge a processing fee or higher exchange rates. 1 BB\$ = \$US 1.00

Step 4: On Game Day, Register to Play

- Go to [Bridge Base Online](#). Log in.
- Click on **Virtual Clubs**.
- Next page, click on **North America**.

It will appear **two hours** before the scheduled game time.

Next, click on **the London Bridge Centre** game to register, indicating your partner's BBO user name and whether you will be paying for your entry or both entries. **Your partner will also need to be online at the same time**, to register and accept your invitation to play. You do NOT need to stay on-line. Log back on at least 5 minutes prior to the game start time.



Please log in at least 15 minutes before play begins.

If you do not have a partner, instead of registering, go to the partnership desk tab. If there are names there, invite one to be your partner; if not, enter your name and wait for an invitation. Have fun!



Additional Information for LBC Virtual Club

Creating Partnerships

You can add your **BBO** user name to Pianola so that our **LBC** bridge community will be able to recognize you by your user name and be able to invite you to play online.

When other players look you up on Pianola, your BBO user name will appear with your contact information.

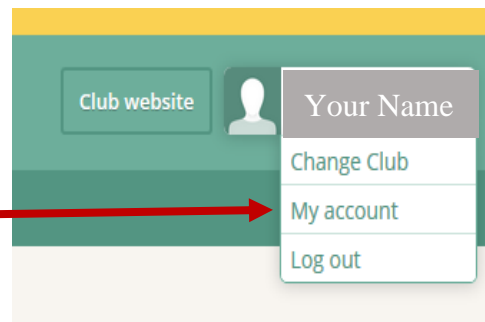
To add your BBO user name to Pianola Profile:



Login to Pianola

- Click on the down arrow in the small box in upper right (where your name appears)

- Click on **My Account**



- In the **Online Bridge Accounts** section, enter your **BBO user name** under **Bridge Base Online**

- Scroll to bottom of page and click **Save Changes**.



Additional Information for the LBC Virtual Club Games

General Information

BBO will not admit you to the LBC game unless your BBO user name is on BBO's roster of LBC players. [Register your BBO user name with LBC](#) so that we can confirm you are on our roster.

It is possible for you to arrange for a guest player to partner with you - if that person is an ACBL member with fewer masterpoints than the game limit.

Send an email to [Bruce Moor](mailto:bmoor@sympatico.ca) (bmoor@sympatico.ca) with the subject line *Guest Player* at least 24 hours before the game. There is a multi-step process needed to add your guest to our BBO roster for that game.

Resources for Help

For video tutorials about anything you need to learn about BBO

<https://www.sagamorebridgeclub.com/help-everything-bbo>

For ACBL tutorials about BBO

<https://www.acbl.org/bbotutorials/>

If you are having technical difficulty with BBO, email:

support@bridgebase.com.

Printable instructions, FAQ's and links to support *BBO Virtual Club* are found on the [LBC home page](#) menu.

Click [here](#) to access.

