

June 19, 2022



**Inside this Issue:**

**New or Renew Membership, Check It Out**  
Page 2

**New Vice-president, Jubilee Visitor, Post Card from Barbara Seagram, Unit 249 Sectional Tournaments**  
Page 3

**Partnership Desk**  
Page 4

**News from ACBL**  
Page 5

**COVID Protocols and Toronto Regional, Win Masterpoints on BBO**  
Page 6

**Avoid the Convention Trap**  
Page 7

**In Case You Have Forgotten**  
Page 8

**New Rank Achievements**  
Page 10

**Volunteer Profile**  
Page 11

**Peter's Lesson**  
Page 13

**In Memoriam**  
Page 14

**Virtual Club Games**

**LBC**

Monday	6:45	Open
Tuesday	9:15	Open
Wednesday	9:15	0-500
Wednesday	6:45	0-200
Thursday	9:15	Open

**Tillsonburg DBC**

Tuesday	7:00	Open
---------	------	------

**LBC members welcome**

## Re-opening Committee Update Masks Are Now Optional at LBC

Starting June 20, masks will no longer be required at the club. Of course, you are welcome to continue wearing a mask if you prefer.

Accompanying this move – we will return to serving cookies and having the water cooler and coffee machine available.

A big thank you to all members who have supported our in-person games.

We are aware that some folks would like an evening in-person game to return to the schedule. We considered this and decided to defer the decision to the fall, since attendance is historically lower in the summer.

In-person classes will resume in the Fall. Look for details later in the summer.

## New Virtual Game for 0-200 players

A new game is being added to our BBO Virtual schedule!

Starting June 22, our club will host a Wednesday 6:45 pm game for players with 200 points or less.

We hope that this will meet the needs of newer players, especially those who are unavailable during the day.

Audrey Craig always creates a welcoming environment. Please join her and your peers for a friendly game.

## Join or Renew Your Membership



NEW Member Application forms are available at the club or on the club website. Completed forms may be given to a game director or mailed to the club.

### Payment Options:

The \$30 membership fee may be paid by e-transfer or by cheque. E-transfer instructions are available on our [website](#). Cheques payable to the London Bridge Centre, can be given to a game director at face-to-face games or mailed to the club.

After our new membership year begins on July 1, all non-members will pay a game fee of \$9. For the best value, it's recommended that you **renew or purchase your membership before July 1.**



## Check It Out



Each year the American Bridge Teachers' Association (ABTA) recognizes excellence in new bridge publications. This year Barbara Seagram was the winner in the intermediate category for her "Barbara's Bridge Tips". We are pleased to have added two copies to our library.

Have you heard of "Why You Lose at Bridge" by S.J. Simon? [Once touted as the #1 bridge book of all time, it continues to be popular, having](#) been reprinted six times between 1967 and 2017. We have four copies available to borrow.

As we read in this month's Bridge Bulletin of Eddie Kantar's passing, we may feel like paying homage to him by revisiting some of his written work. There are twenty-four different titles of his on our shelves.

## Angie Francolini named as Vice-President

The board is very happy to announce that Angie Francolini has agreed to join the executive as vice-president. Angie brings experience as a business executive and as a member of corporate and non-profit boards as well as a love of bridge. Angie was featured in our November 29, 2020 newsletter. Click [here](#) to read her interview.



## Platinum Jubilee Bridge

Could it be that Her Majesty dropped in to our bridge club as part of her 70th anniversary celebrations? Or was someone dressing up in homage to the Queen? Hint: the wig was removed part way through the afternoon.

## Postcard from Barbara Seagram

To the members of London Bridge Centre. Thank you for your wonderful donation to our Cambodia projects. It means so much to so many and we are SO grateful. You have an outstanding bridge club and we hope things keep getting better and better. Sincerely, Barbara and Patti.



## Unit 249 Section Tournaments

Unit 249 will be hosting sectional tournaments this summer. The Tillsonburg Golden Leaf Sectional will be held August 6-7 and the St. Thomas Jumbo Sectional will be held September 10-11. Further info on these two tournaments can be found on the Unit 249 [website](#).

## Partnership Desk

If you have between 0 and 200 masterpoints and are looking for a partner for on-line or face-to-face games, remember our **PARTNERSHIP DESK**.

Many 0-200 MP players started playing bridge during the Covid- 19 lockdowns and have had little opportunity to meet other players and find new partnerships.

If you find yourself unable to play in some of our games for lack of a partner then this program is for you. You don't have to be a current member of LBC. As long as you are playing or have played in any of our games, you can participate in this program.

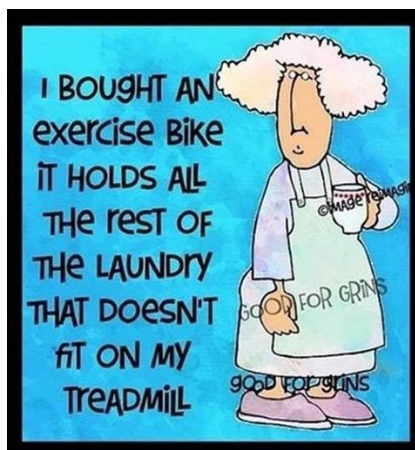
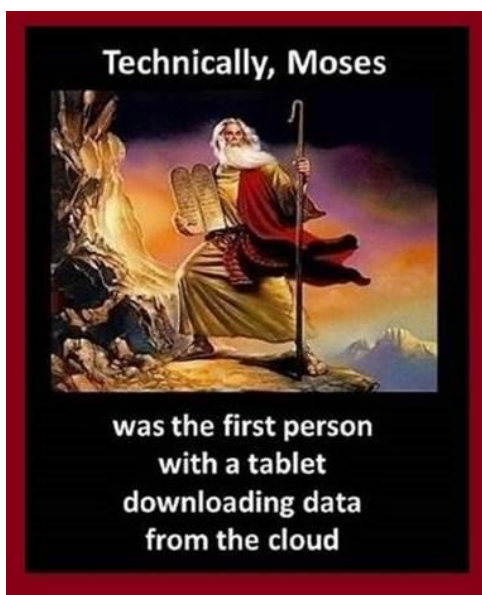
Kim Hauley, one of our LBC members, has been compiling a list of all interested players. Here's how it works:

If you are looking for a partner, you can email or call Kim a day or two ahead of the game with the request, e.g., ***"Can you help me find a partner for the Thursday afternoon 0-100 face-to-face game?"*** or ***"Can you help me find a partner for the Wednesday night 0-200 online game?"*** Kim will email your request to her list of players, ***"Jane Doe is looking for a partner for the Thursday afternoon 0-100 game. If you are interested, please contact her at..."***

If you are contacted, you and your potential partner can discuss bidding systems and explore a possible fit. We will not be finding compatible matches - that will be up to you.

If you want to be on Kim's list, please email her at [kahaul@hotmail.com](mailto:kahaul@hotmail.com) or call her at 519-520-4737. She will need your name, email, your BBO username and phone number (optional).

Good Luck Everyone!



I just paid for a  
12 month gym  
membership. My  
bank called to  
see if my credit  
card was stolen.

## News from the ACBL



Games and fundraising events are underway – for details click [here](#).



Click [here](#) to access the latest news



The [Summer NABC](#) is back and set for Providence RI this July 14-24! Ten days of face-to-face bridge action, including gold point games, platinum events and more.

NABC has a **large space for newer players** with [special games and events](#). That's dozens of opportunities to learn, play and win masterpoints with others at your level.

You are invited to attend the hall of fame ceremony. Click [here](#) for details.

*Do you want to go to the Summer NABC but are deterred by the cost?  
We can help you earn something against your transportation or hotel!*

### Be a VuGraph Operator!

We are looking for some operators for the VuGraph for the Providence Nationals (July 13 to 24). The events that are being broadcast are:

- ❖ Grand National Teams Championship Flight — Knockout Stages
- ❖ ACBL Collegiate Championships — Finals
- ❖ Spingold Knockout Teams — Round of 64 to Finals

We pay \$100 USD per set, up to two sets per day.

You don't need to be a world class bridge player to be a great operator! You need good computer skills, attention to what is happening at the table, a keen eye and patience to be at the table with world class players. Are you interested? Contact Ross Driedger ([ross@earz.ca](mailto:ross@earz.ca)) for more details.

## COVID Protocols for Toronto SUMMER Regional July 5 - 10, 2022

All staff, players and volunteers must be fully vaccinated with a complete set of vaccinations completed no less than 14 days before the date of the event in which the player wishes to purchase an entry. (Booster shots are highly recommended, but not required at this time). Everyone attending must provide to the Event Safety Coordinator at the playing site their vaccine record, fully completed no less than 14 days prior to the date of the event. **To facilitate this process, ACBL Unit 166 has partnered with VOW Digital Health.** Unit 166 is providing this as a free service to all staff, volunteers and players. At the tournament there will be a special fast track line for those who pre-register their proof of vaccination. These arrangements have been implemented for your COVID-19 health and safety; thus **no exceptions will be made.** Please refer to this Infographic (<https://acrobat.adobe.com/link/track?uri=urn:aaid:scds:US:a915abc9-3c5a-461f-a933-655c776c19df#pageNum=1>) for more information on how to COVID-clear for this event.

Masking requirements will be reviewed on a daily basis, therefore, players should be prepared for this to change during a tournament. Whether or not masks are required, masking is always recommended, particularly if an attendee is at high risk for severe illness or otherwise is a member of a vulnerable population. When masks are not required by law, players are expected to be courteous to each other. If a player at your table requests face masks be worn, please do so.

## Win ACBL Masterpoints® with ACBL Games on BBO

ACBL games on BBO are club-level games sanctioned by the ACBL that have been hosted by BBO since 2004. The games are similar in many ways to what you'll be used to playing at LBC; but you can pretty much play at any time.

Earn ACBL Masterpoints and play whenever you want to. ACBL games hosted by BBO are a great option to enjoy bridge and sharpen your skills when your regular virtual or face-to-face clubs aren't running a game. The games are affordable and you can pair up with a polite robot, if your regular partner is not available. You can find out more about ACBL games [here](#).

Did you guess the identity of our royal visitor? Thanks to Mary Howe for brightening our day as the Queen!

## Avoid the convention trap - count and review instead

By Chris Willenken

I've been around the bridge world for long enough to be asked a lot of questions. One that gets repeated time and again is, "**How can an average player work to become a really good player?**" My answer may surprise you. First and foremost, it's important for aspiring players to avoid the trap of memorizing conventions. Because top players generally play more conventions than average players, it's tempting to associate knowledge of more conventions with bridge skill. And it's true that discreet use of extra conventions beyond Stayman, Blackwood, and the like does make an expert pair more effective. I estimate that added effectiveness at about 1%! If you're an expert competing against other experts, that 1% might matter. However, if you're not an expert player, you can improve a lot faster by ignoring extra conventions and focusing on other aspects of the game. And remember that if you or your partner frequently misunderstand each other's conventions, it'll inevitably cost you points in the long run. Once you've avoided the convention trap, you'll have time to focus on developing the most important bridge skill: counting the opponents' hands. There are so many things to count in bridge. Top players count high card points, shape, and tricks. They use both the bidding and the play to help them get a complete picture of each deal. Obviously, when they figure out what everybody holds, they're going to get great results. If you're not used to counting, counting **everything** might seem hopelessly out of reach. However, if you assign yourself small short-term goals, you can make reliable long-term progress. If you aren't counting anything currently, first work on counting the outstanding trumps. Once you can reliably count trumps, try also to count the opponents' remaining high card points based on what they showed in the bidding. When you have succeeded at those tasks, you can work on counting other suits as well, and eventually you will be counting everyone's entire distribution! But the key is to achieve true mastery of each task before you move to the next. If you continue to assign yourself realistic short-term counting goals, you'll improve slowly but surely over time. (And not having a bunch of conventions distracting you will definitely help.) After counting, the next most important skill is reviewing your past results impartially. This process enables you to stick with winning strategies and abandon losing ones. For example, perhaps you like opening weak two bids in third position with five card suits. In that case, keep track of your scores when you do it. Are you showing a profit overall? Does the vulnerability factor in? How about suit quality? For many players, this analysis is challenging because they develop an emotional investment in their current strategies. If you want to win more, objectivity is the key. In my experience, most players long remember their successes and quickly forget their failures. With the best players, the opposite is true, because they're constantly looking for opportunities to improve their own games. It's liberating to know that even the best players in the world are constantly making and learning from their mistakes. When we acknowledge that bridge is a lifetime learning process, it's easier to own past errors as a first step towards avoiding future ones.



## In Case You Have Forgotten...

*(This is the third in a series about etiquette and protocol at the bridge table)*

### CLAIMING & ETHICS AT THE TABLE

Some of this is mostly applicable to face-to-face play but please adjust accordingly to apply to online play.

#### When things go wrong

Did someone lead out of turn? Did you forget to alert something? Do you think there was a revoke? Do you think that someone did something that might be against the Laws of Duplicate Bridge or the ACBL regulations? Call the director. Let me repeat that: If something strange happens, call the director. Do not make the ruling yourself and most importantly, do not intimidate the opponents by telling them what to do.

Do you have a strange and wondrous partnership agreement? This might be an explicit agreement — you and your partner have discussed the agreement — or, it might be implicit— you have not discussed it but you know what is going on by prior experience. In either case, you have the duty to make sure the opponents are informed.

#### Claims and Concessions

First, let us define the terms. A claim is saying that you will take a certain number of the remaining tricks. By the Laws, it never applies to a trick currently in play. As an example, eight tricks have been played. One of the active players (either defender or the declarer) says “I will take four more tricks.” That is a claim.

A concession is saying you will lose a certain number of tricks. The claim above includes a concession of one trick.

When you claim you need to do the following:

1. Put your cards face up on the table.
2. State how many tricks you will take.
3. Explain your play in detail.



Failure to explain your play will often lead to an unhappy ending for the claimer. For example, if you fail to mention that you will draw trumps (assuming one of the opponents still holds one or more trumps) this means that you cannot lead a trump until you have no more non-trump cards to lead. There is a good reason for this. It is assumed that you forgot there was an opponent's trump still in play. After all, if you knew there was a trump out, you would have stated how you would handle it in step 3 above.

If you are a defender, your claim cannot state that your partner will play a certain card at a certain time. Your claim must include such details as unblocking a suit (example: dummy holds the QJT9 in clubs and you hold AK3 in clubs. Your explanation should include something like "I cash the ace and king of clubs followed by the small club to dummy." It cannot be assumed that the claimer will not make a careless mistake. However, the claimer cannot be forced to do something that is not a normal, if inferior or somewhat sloppy, line of play.

For example, if the claimer says I am going to draw trump, it will be assumed they will draw trumps by leading trumps from the top down. Similarly, if the claim includes a ruff, the claimer cannot be forced to underruff. In fact, if the claimer intends to underruff or to underlead a higher trump (yes, sometimes those can be the best play), the claimer must clearly state this. Note that dummy is not allowed to say anything (yet).

Once the claim is made and explained, the other players (including dummy) can either accept or reject the claim. The claim must be accepted by all players. If anyone has a problem with the claim, they should so state and if claimer does not revise the claimed number of tricks, we move to the next step.

If the claim is rejected one of two things happen:

1. If and only if a member of the non-claiming side suggests continuing the play of the hand; and if and only if all the players agree to this, the hands are picked up and play continues. None of the cards that were exposed become penalty cards and a player can use any information gained by seeing an opponent's cards. Note that there is no reason for the non-claimers to expose their hands.
2. Unless all four players agree to play out the hand as described above, the director needs to be called. The claimer will be asked to repeat their claim. It is important for the claimer to repeat their claim as exactly as possible. You do not get to "improve" your claim at this point; to do so is highly unethical and subject to a procedural penalty.

The director will adjudicate the claim and make a ruling. This ruling might be delayed if the director needs some time to review the hand. Once the director is called, the players cannot decide to play out the hand.

Here are two examples of how a ruling might be made:

Dummy holds AKJT54 facing declarer's 983. If declarer, the claimer, did not state whether they will finesse for the queen or play for the drop, the director will allow the claimer to win six tricks in this suit only if the queen is on-side doubleton or singleton. In other words, only if the claimer would have won these six tricks on any reasonable play of the suit. The claimers protestation that "Of course, I would have cashed the ace first to guard against the stiff queen offside." or "I always finesse in this situation." or similar statements should be ignored.

Dummy holds AJ97 facing declarer's KT86, declarer will be assumed to mis-guess the location of the queen if this was not correctly specified in the claim.

by Paul Friedman  
St Petersburg Bridge Club, Florida

## NEW RANK ACHIEVEMENTS

To check out all new rank achievements, click [here](#).



New Regional Master	Kim Hauley
New Regional Master	Alison Marr
New Bronze Life Master	Marian Lynn Coveney
New Silver Life Master	Shawn Tuttle

**Please note:** There can be a delay of about two months before rank achievements are confirmed by ACBL and reported to LBC.

## Profile – Peter Tuttle – Game Director and Instructor

**Where were you born?** I was born just down the road in Woodstock but have lived in London since 1971.

**Where did you go to elementary school?** I went to Eastdale Public School in grades 1 through 6 and D. M. Sutherland Senior Public School for grades 7 and 8 in Woodstock and then College Avenue Secondary School. I moved to London to attend Fanshawe College.



**What was your first job?** I suppose my first job of any length was working in tobacco farms each fall for about nine years. I enjoyed the hard work and the great meals. Nonetheless, I still could not put on any weight because the work was so strenuous.

**What job did you hold the longest in your working career?** I worked for the London Board of Education for about 29 years as a custodian.

**In how many cities have you lived?** In Woodstock and London.

**What was your most interesting vacation?** I spent two months in London, England in 1971. After about a month of exploring, I started going to the local pub and the friendly folks took me to three soccer matches, the dog races in White City and introduced me to Pakistani cuisine after the races. I wish I could handle curry now. I eventually ran out of money and sold my golf clubs to get home. Hippy Days!!!

**How old were you when you first started playing bridge?** I started in 1971, playing home games. I rented out rooms in my house and one of my friends introduced us all to bridge. That was how he wasted his time at Western.

**How did you find LBC?** I taught and directed at Bridge Fokes and just moved into the same roles at The London Bridge Centre.

**What motivated you to become a bridge teacher?** Audrey Craig and Richard Fokes asked me to teach in 2001, when I retired. I accepted on the second request and started in 2002 and have been doing it ever since..

**What has surprised you most about teaching bridge?** I suppose how much I have enjoyed teaching every Tuesday. I believe I have only missed about five or six Tuesdays in 20 years.

**Without identifying the players, can you give a brief description of your most challenging call as a teacher?** That's a tough one. Well, maybe trying to explain a REVERSE!

**What is your favourite part of being a teacher?** As I teach, I learn, but most importantly the enjoyment of seeing players improve. Nothing is better than that. TREMENDOUS


**What would you say to others to encourage them to become bridge teachers?** If they think they would enjoy seeing the improvement in their students, then it's for them.

**What do you like best about LBC?** The social aspect, the great competition, meeting new friends, seeing old friends, enjoying OUR club, appreciating the work so many friends do to make the club what it is. Take a bow y'all. Friendly members and staff.

**Tell us about your other hobbies.** I collect vinyl LP'S (7,000 and counting). I'm a huge fan of jazz music. The fabulous Aeolian Hall is my favourite venue for live music. You can find me daily scouring thrift stores hunting for music memorabilia, vinyl records, art etc. I have developed a fondness for gardening in the last few years. I also worked and played a lot of golf after retiring and recently have taken up 10 pin bowling. Just scored 248! In good weather, I enjoy walks with Adele and Dusty.

**What would people be surprised to know about you?** When I was eight years old, I led the May 24<sup>th</sup> parade in Woodstock wearing my family kilt. The kilt is still in the family. My mother was a McTavish; it does not get any more Scottish than that.

I should take this opportunity to thank the many players who have helped me in my early days (and to this day) in bridge. Hope I have not missed too many names. Thanks, Judi, Mike, Dave, Paul, Audrey, Gord, Arlene, Eva, Mary, Barry, Terry and Dwight and I'm sure many others.



Peter with his long-time bridge partner Audrey

## Peter's Lesson



Peter Tuttle

I hope to see  
you Tuesdays at  
LBC.

### Take Out Double

- It is not meant for penalty.
- The doubler has shortness in the opponent's suit.
- Double usually shows 11+ points and 3+ cards in each unbid suit.
- It asks partner to bid one of the unbid suits, whichever suit has the greatest length and strength.
- There is a preference for a major.

In the following examples, when should South bid a take out double?

**East opens the bidding with 1 club.**

You sit South and hold this hand. Consider the above criteria.

A bid of double for take out is justified.

♠	A 5 3 2	S
♥	K J T 4	
♦	A T 9 3	
♣	7	

**East bids 1 diamond.**

Here, your 13 points is enough to double, but you don't have support for all three unbid suits. You can't double. If your opponent had opened spades you could double, but not when he's opened diamonds.

Pass is a wise bid.


♠	K 7	S
♥	A J 5 3	
♦	T 9 3	
♣	K Q T 2	

**East bids 1 club.**

You have the requirements for a takeout double (enough points and support for 3 suits), but you also have a strong 1♥ overcall (13 points with 1 plus value is even more than you need).

Bid 1♥.

♠	A J 5	S
♥	A Q T 4 3	
♦	Q T 3	
♣	8 2	



What did the fish say when he swam into a wall?

"Dam!"





## *In Memoriam*

Grace Isabelle Dryden



Sadly, we say goodbye to Grace Dryden, a member of London Bridge Centre for many years. Grace was described as kind and caring in all areas of her life and she will be greatly missed. Long-time friend and bridge partner, Trish Shuttleworth, states "Grace was the perfect bridge partner - forgiving sheer stupidity and frequent forgetfulness in her partners. She laughed at her own miscalculations just as easily."

Our condolences to her husband John, and family. For further information, please [click](#).